

# theLuxa R180 WH

Item no.: 1010200

**theben**

**Präsenzmelder & Bewegungsmelder**  
**Wandmontage außen**

## Description

- Passive infra-red motion detector for wall installation
- 180° detection angle
- For outdoor use
- Protection from tampering thanks to the robust case design
- Covered operating controls under the secured front cover
- Adjustable brightness switching value and switch-off delay
- Area limit via lens attachment
- Mixed light measurement suitable for the control of fluorescent, incandescent, halogen lamps and LEDs
- Zero-cross switching for relay-saving switching and high lamp loads
- Test function for checking detection area
- Installation on flush-mounted socket possible (60 mm)
- Single-handed plug-in installation
- Instant start-up possible via factory preset
- Terminal for protective earth conductor



## Technical data

theLuxa R180 WH	
Operating voltage	230 V AC
Frequency	50 – 60 Hz
Stand-by consumption	<0.5 W
Light measurement	Mixed light measurement
Number of channels	1
Colour	White
Switching output	Light
Installation type	Wall installation
Setting range brightness	2 – 200 lx
Switching capacity	10 A at 230 V AC, $\cos \varphi = 1$
Detection angle	180°
Installation height	2.5 m
Light switch-off delay	2 s-30 min
Incandescent/halogen lamp load	2300 W
Fluorescent lamp load (conventional) not corrected	500 VA

theLuxa R180 WH	
Fluorescent lamp load (conventional) parallel-corrected	500 W 60 µF
Fluorescent lamp load (conventional) series-corrected	500 VA
Fluorescent lamp load (electronic ballast)	500 W
Energy saving lamps	500 W
LED lamp < 2 W	50 W
LED lamp 2-8 W	500 W
LED lamp > 8 W	500 W
Lamps	Incandescent/halogen lamps, fluorescent lamps, Energy saving lamps, LEDs
Ambient temperature	-25°C ... 45°C
Impact resistance	IK09
Protection class	II
Type of protection	IP 55

Subject to technical changes and misprints

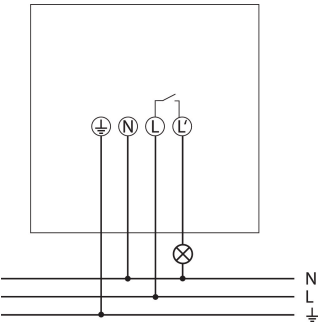
additional information at: [www.theben.de/product/1010200](http://www.theben.de/product/1010200)

The load data are determined with exemplary selected illuminants and are therefore typical data due to the large number of available products.

theLuxa R180 WH  
Item no.: 1010200

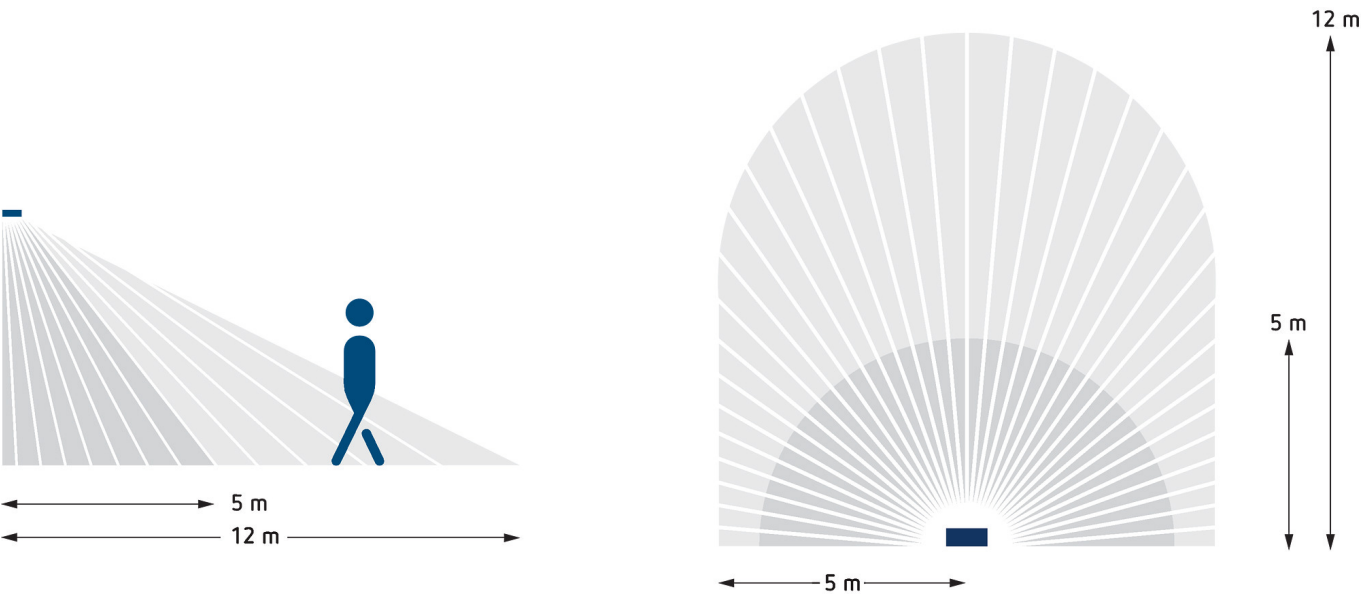


Connection example



Detection range for planning applications at a temperature of 21 °C

Mounting height (A)	Diagonally (t)	Head on to (R)
2.5 m	12 m	5 m

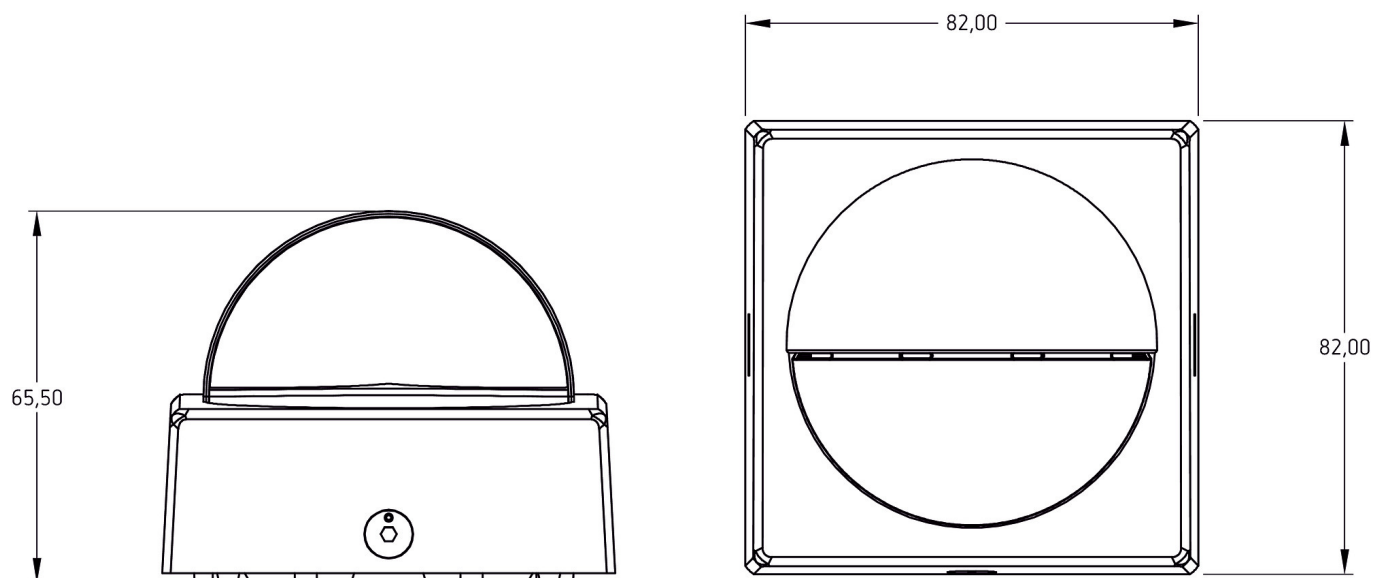


# theLuxa R180 WH

Item no.: 1010200

**theben**

## Scale drawings



## Accessories

### Corner angle 10 WH

Item no.: 9070969



### Spacer 10 WH

Item no.: 9070971



Subject to technical changes and misprints

additional information at: [www.theben.de/product/1010200](http://www.theben.de/product/1010200)

The load data are determined with exemplary selected illuminants and are therefore typical data due to the large number of available products.

12/10/2022

Page 3 of 3