

CAM SWITCHES

▶ 1 SPEED STARTER, 1WAY - 3 PHASE MOTOR

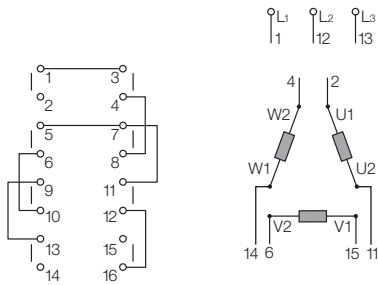
 Technical Info (p. 224)

IN ENCLOSURE

IP40 standard - IP65 available upon request

Contact Configuration - 9551

No. of contacts	0	Y	Δ
1 - 2		X	X
3 - 4			X
5 - 6	X	X	
7 - 8	X	X	
9 - 10			X
11 - 12			X
13 - 14	X	X	
15 - 16	X	X	



NZ51BXQ



SZ51BXQ









ZZ51BXQ



HZ51BDQ

Mounting and Dimensions see pg 226 to 229

Switch Series	General use rating - amps	Number of contacts	Positions	Designation	Part Number
PR12	12	8		PR12 9551 B4 BCQ3	NZ51BXQ
PR17	16	8		PR17 9551 B4 BCQ3	SZ51BXQ
PR21	20	8		PR21 9551 B4 BCQ3	TZ51BXQ
PR26	25	8		PR26 9551 B4 BCQ3	ZZ51BXQ
PR40	50	8		PR40 9551 B4 BCF Q72MN60	HZ51BDQ
PR63	63	8		PR63 9551 B4 BCF Q72MN60	IZ51BDQ