

## CAM SWITCHES

### ▶ 3 PHASE MOTOR SWITCH, FORWARD/OFF/REVERSE

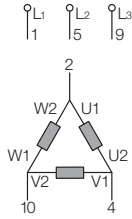
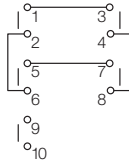
 Technical Info (p. 224)

#### IN ENCLOSURE

IP40 standard - IP65 available upon request

Contact Configuration - 9151

No. of contacts	REV	0	FWD
1-2	X		
3-4			X
5-6			X
7-8	X		
9-10	X		X



NZ11GXQ



SZ11GXQ









ZZ11GXQ



HZ11GCQ

Mounting and Dimensions see pg 226 to 229

Switch Series	General use rating - amps	Number of contacts	Positions	Designation	Part Number
PR12	12	5		PR12 9151 C8 BCQ3	<b>NZ11GXQ</b>
PR17	16	5		PR17 9151 C8 BCQ3	<b>SZ11GXQ</b>
PR21	20	5		PR21 9151 C8 BCQ3	<b>TZ11GXQ</b>
PR26	25	5		PR26 9151 C8 BCQ3	<b>ZZ11GXQ</b>
PR40	50	5		PR40 9151 C8 BCF Q72MN60	<b>HZ11GCQ</b>
PR63	63	5		PR63 9151 C8 BCF Q72MN60	<b>IZ11GCQ</b>